

GLAND PLATE (WITH BRUSH)

Cabinet Width	Ref. No
500	922.051
600	922.061
800	922.081
1000	922.101
1200	922.201

Material : 1,50mm GALVANIZED STEEL

Supply Includes : Gland plate , Brush and connection components



BUTTON SAVING GLASS

Cabinet Width	Ref. No
600	933.160
800	933.180

Material :

Body : 1,50 mm SHEET STEEL

Cover : 1,50 mm SHEET STEEL


Surface Finishing :

SHEET STEEL parts : Iron phosphated and powder coated in textured RAL 7035

Supply Includes :

Button saving glass and connection components.

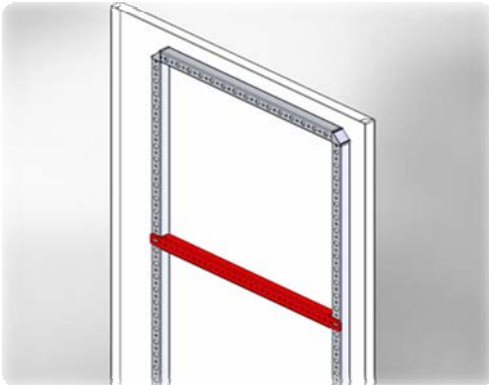
DT SERIE ACCESORIES



CABLE HOLDER PROFILE

Cabinet Width	Ref. No
600	997.105
800	997.106
1000	997.107
1200	997.108

Material: 2,00mm GALVANIZED STEEL
Supply Includes : 1 pcs cable holder profile and connection components.



CABLE CANAL PROFILES

Cabinet Width	Ref. No
500	997.150
600	997.160
800	997.180
1000	997.110
1200	997.120

Material: 2,00mm GALVANIZED STEEL
Supply Includes : 1 pcs cable canal profile and connection components.



IMMOVABLE SHELF

Width (G)	Height (Y)	Ref. No
600	600	945.266
	800	945.268
800	600	945.286
	800	945.288

Material: 1,50mm GALVANIZED STEEL
Supply Includes : 1 pcs immovable shelf and connection components

DT SERIE ACCESORIES



Material: 1,50mm GALVANIZED STEEL
Supply Includes : Shelf , Movement rails and connection components

MOVABLE SHELFs

Width (G)	Height (Y)	Ref. No
600	600	945.466
	800	945.468
800	600	945.486
	800	945.488

PRINTER SHELFs

Width (G)	Height (Y)	Ref. No
600	600	945.666
	800	945.668
800	600	945.686
	800	945.688

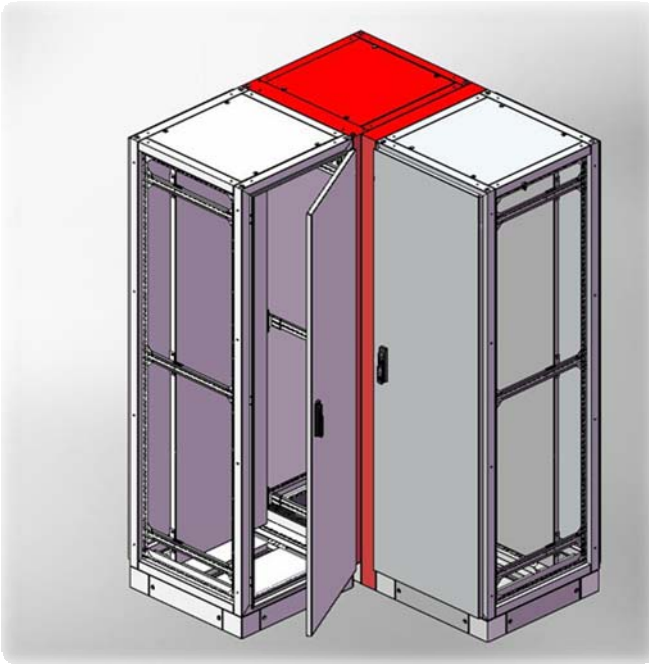
Material: 1,50mm GALVANIZED STEEL
Supply Includes : Printer shelf and connection components



METAL PROJECT POCKETs

Cabinet Width	Ref. No
500	994.650
600	994.660
800	994.680
1000	994.610
1200	994.620

Material: 1,50mm SHEET STEEL
Surface Finishing : SHEET STEEL parts : Iron phosphated and powder coated in textured RAL 7035
Supply Includes : 1 pcs metal project pocket and connection components



ADAPTOR CABINETS

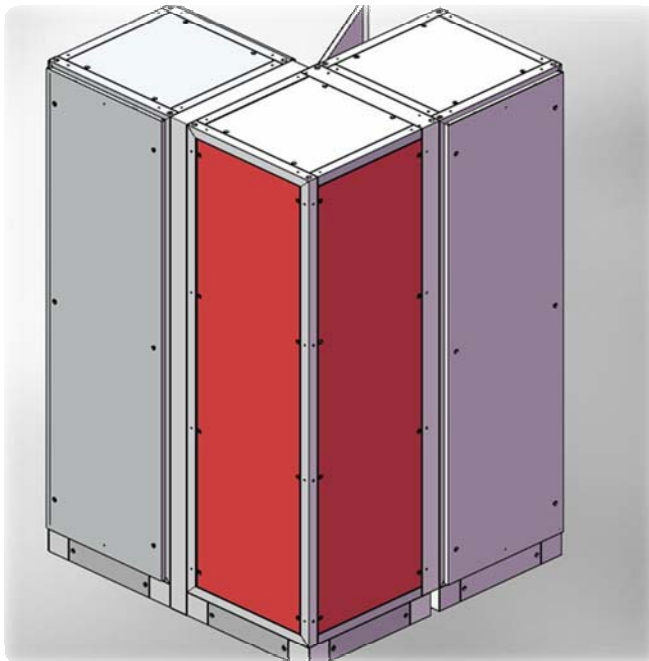
Width (G)	Height (Y)	Ref. No
500	1800	145.185
	2000	145.205
600	1800	145.186
	2000	145.206

ADAPTOR CABINET PLINTHS

Width (G)	Height (Y)	Ref. No
500	100	915.150
	200	915.250
600	100	915.160
	200	915.260

ADAPTOR CABINET LIDS

Width (G)	Height (Y)	Ref. No
500	1800	933.518
	2000	933.520
600	1800	933.618
	2000	933.620



Material :

Body : 1,50 mm SHEET STEEL
 Front-Rear Lids : 2,00 mm SHEET STEEL
 Side lids : 1,50 mm SHEET STEEL
 Mounting Plate : 2,00 mm GALVANIZED STEEL

Surface Finishing :

SHEET STEEL parts : Iron phosphated and powder coated in textured RAL 7035

Protection Category :

IP55 (EN 60 529)
 Polyurethan Sealing Gasket

Supply Includes :

Corner connection body , Gland plate , normal roof