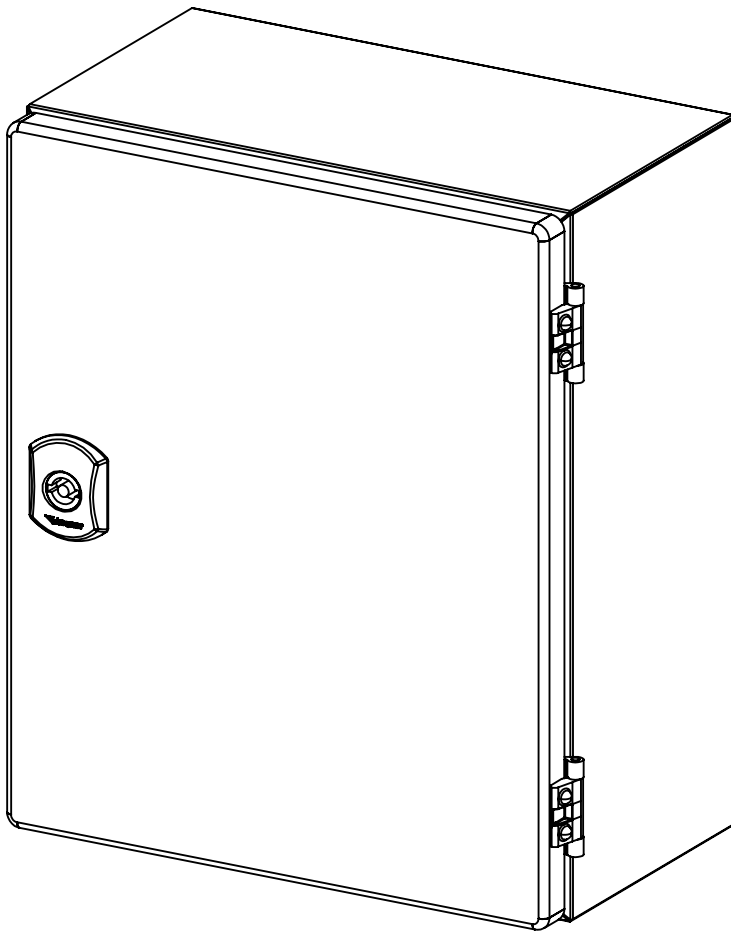


tekpan[®]

INDUSTRIAL ENCLOSURES & CABINETS



DM SMALL SERIES
DM SMALL SERİSİ

DM 232.201

DM 232.251

DM 232.215

DM 232.315

DM 232.351

DM 233.315

DM 233.415

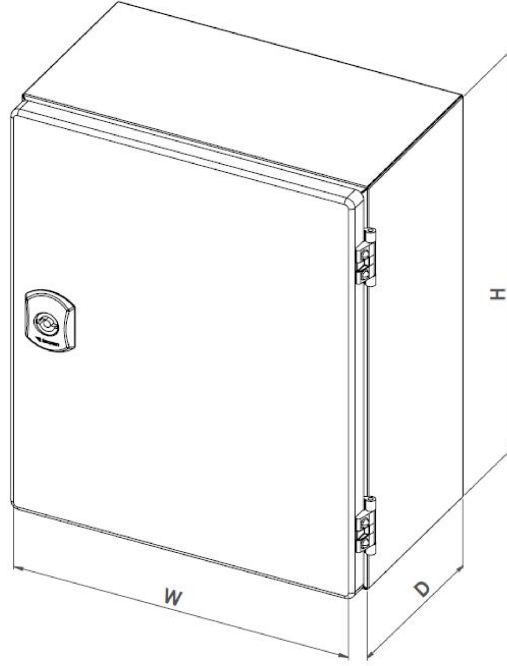
DM 234.315



For more information go to www.tekpan.com

DM SMALL SERIES

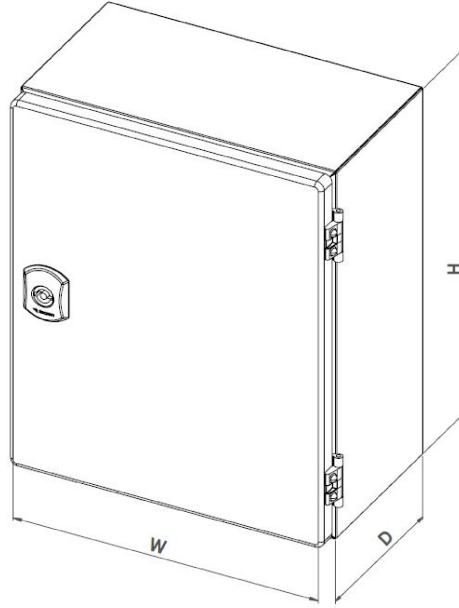
DM SMALL SERİSİ



DM 232.201	DM Small 200 W x 200 H x 150 D
DM 232.251	DM Small 200 W x 250 H x 150 D
DM 232.215	DM Small 250 W x 250 H x 150 D
DM 232.315	DM Small 250 W x 300 H x 150 D
DM 232.351	DM Small 250 W x 350 H x 150 D
DM 233.315	DM Small 300 W x 300 H x 150 D
DM 233.415	DM Small 300 W x 400 H x 150 D
DM 234.315	DM Small 400 W x 300 H x 150 D

DM SMALL SERIES

DM SMALL SERİSİ



DM SMALL SERIES

PRODUCT INFORMATION

ITEM	Ref.No:	PRODUCT INFORMATION											
		ENCLOSURE DIMENSIONS W x H x D (mm)			SHEET THICKNESS(mm)			MOUNTING PLATE DIEMENSIONS W x H (mm)		MOUNTING PLATE	DOOR		
		*WIDTH (mm)	*HEIGHT (mm)	*DEPTH (mm)	BODY (mm)	COVER (mm)	MOUNTING PLATE (mm)	WIDTH (mm)	HEIGHT	INC.-W/O	LOCK	LOCK PIECE	HINGE
1	DM 232.201	200	200	150	1,2	1,2	2	175	185	INC.	QUARTER TURN DOUBLE-BIT LOCK	1	2
2	DM 232.251	200	250	150	1,2	1,2	2	175	235	INC.	QUARTER TURN DOUBLE-BIT LOCK	1	2
3	DM 232.215	250	250	150	1,2	1,2	2	225	235	INC.	QUARTER TURN DOUBLE-BIT LOCK	1	2
4	DM 232.315	250	300	150	1,2	1,2	2	225	285	INC.	QUARTER TURN DOUBLE-BIT LOCK	1	2
5	DM 232.351	250	350	150	1,2	1,2	2	225	335	INC.	QUARTER TURN DOUBLE-BIT LOCK	1	2
6	DM 233.315	300	300	150	1,2	1,2	2	275	285	INC.	QUARTER TURN DOUBLE-BIT LOCK	1	2
7	DM 233.415	300	400	150	1,2	1,2	2	275	385	INC.	QUARTER TURN DOUBLE-BIT LOCK	1	2
8	DM 234.315	400	300	150	1,2	1,2	2	375	285	INC.	QUARTER TURN DOUBLE-BIT LOCK	1	2

Material Main Body and Cover 1,2mm Mild Steel
Mounting Plate 2mm Galvanized

Surface Finishing Iron-phosphate + electrostatic powder coating RAL 7035

IK 08 Cover

IP Class IEC ve EN 60529 IP 66

NEMA Class Nema 4

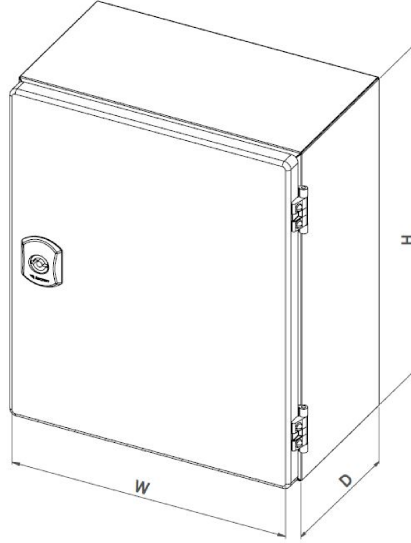
Standarts IEC 62208 (Enclosure Standarts)

Corrosion Class C3 according to TS EN ISO 12944-2

Guarantee KYT-72

DM SMALL SERIES

DM SMALL SERİSİ



DM SMALL SERIES						
ITEM	Ref.No:	ENCLOSURE DIMENSIONS W x H x D (mm)			ACCESSORIES	
		*WIDTH (mm)	*HEIGHT (mm)	*DEPTH (mm)	**MOUNTING PLATE	***WALL BRACKET
		1	DM 232.201	200	200	150
2	DM 232.251	200	250	150	943.121	971.300
3	DM 232.215	250	250	150	943.122	971.300
4	DM 232.315	250	300	150	943.131	971.300
5	DM 232.351	250	350	150	943.142	971.300
6	DM 233.315	300	300	150	943.111	971.300
7	DM 233.415	300	400	150	943.122	971.300
8	DM 234.315	400	300	150	943.131	971.300

INFORMATION

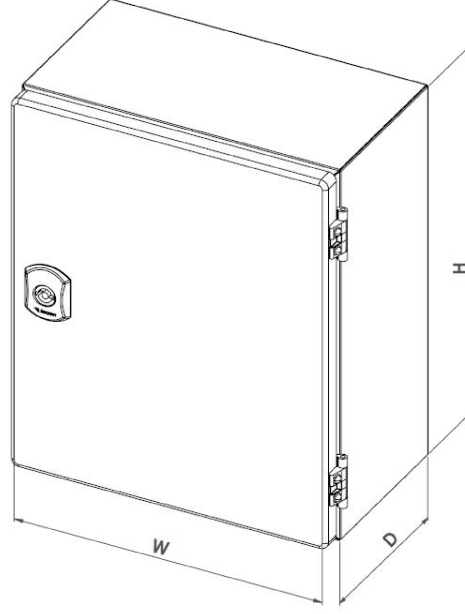
* Please check the electronic copies (2D drawing) for the original dimensions.

** The option is a product, the package content comes as 1 Mounting plate and bolt pack.

*** One panel must be ordered per panel, there are 4 wall brackets, sealing gaskets and connection equipment in the package.

DM SMALL SERIES

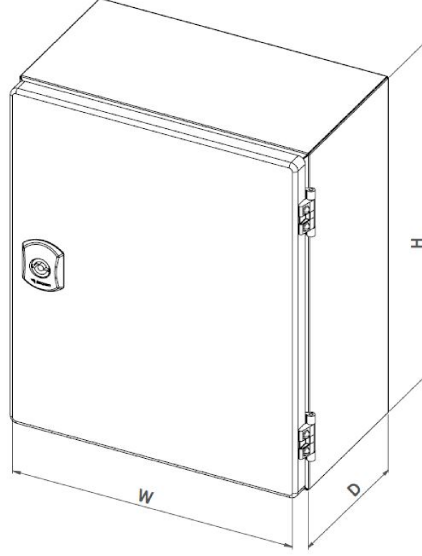
DM SMALL SERİSİ



DM SMALL SERİSİ												
SIRA	Ref.No:	ÜRÜN BİLGİSİ										
		PANO ÖLÇÜLERİ G x Y x D (mm)			SAC KALINLIKLARI(mm)			MONTAJ PLAKASI ÖLÇÜLERİ G x Y (mm)		KAPAK		
		*GENİŞLİK (mm)	*YÜKSEKLİK (mm)	*DERİNLİK (mm)	GÖVDE (mm)	KAPAK (mm)	MONTAJ PLAKASI (mm)	GENİŞLİK (mm)	YÜKSEKLİK (mm)	KİLİT	KİLİT ADEDİ	MENTEŞE ADEDİ
1	DM 232.201	200	200	150	1,2	1,2	2	175	185	ÇEYREK DÖNÜŞLÜ DOUBLE-BIT KİLİT	1	2
2	DM 232.251	200	250	150	1,2	1,2	2	175	235	ÇEYREK DÖNÜŞLÜ DOUBLE-BIT KİLİT	1	2
3	DM 232.215	250	250	150	1,2	1,2	2	225	235	ÇEYREK DÖNÜŞLÜ DOUBLE-BIT KİLİT	1	2
4	DM 232.315	250	300	150	1,2	1,2	2	225	285	ÇEYREK DÖNÜŞLÜ DOUBLE-BIT KİLİT	1	2
5	DM 232.351	250	350	150	1,2	1,2	2	225	335	ÇEYREK DÖNÜŞLÜ DOUBLE-BIT KİLİT	1	2
6	DM 233.315	300	300	150	1,2	1,2	2	275	285	ÇEYREK DÖNÜŞLÜ DOUBLE-BIT KİLİT	1	2
7	DM 233.415	300	400	150	1,2	1,2	2	275	385	ÇEYREK DÖNÜŞLÜ DOUBLE-BIT KİLİT	1	2
8	DM 234.315	400	300	150	1,2	1,2	2	375	285	ÇEYREK DÖNÜŞLÜ DOUBLE-BIT KİLİT	1	2

Malzeme	Gövde ve Kapak 1.2mm DKP Sac Montaj Plakası 2mm Galvaniz Sac
Yüzey İşlem	Demir-fosfat + elektrostatik toz boya RAL 7035
IK 08	Kapak
IP Sınıfı	IEC ve EN 60529 IP 66
NEMA Sınıfı	Nema 4
Standartlar	IEC 62208 (Pano Standartları)
Korozyon Sınıfı	TS EN ISO 12944-2' ye göre C3
Garanti	KYT-72

DM SMALL SERIES DM SMALL SERİSİ



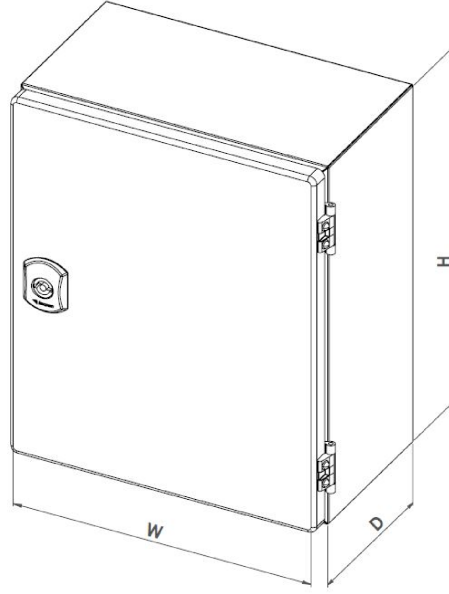
DM SMALL SERİSİ						
SIRA	Ref.No:	PANO ÖLÇÜLERİ G x Y x D (mm)			AKSESUARLAR	
		*GENİŞLİK (mm)	*YÜKSEKLİK (mm)	*DERİNLİK (mm)	**MONTAJ PLAKASI	***DUVAR TUTUCU
2	DM 232.251	200	250	150	943.121	971.300
3	DM 232.215	250	250	150	943.122	971.300
4	DM 232.315	250	300	150	943.131	971.300
5	DM 232.351	250	350	150	943.142	971.300
6	DM 233.315	300	300	150	943.111	971.300
7	DM 233.415	300	400	150	943.122	971.300
8	DM 234.315	400	300	150	943.131	971.300

BİLGİ

- * Orjinal boyutlar için lütfen (2D çizim) elektronik kopyalarını kontrol edin.
- ** Opsiyon üründür, paket içeriği 1 adet Montaj plakası ve civata paketi olarak gelmektedir.
- *** Pano başına 1 adet sipariş edilmelidir, paket içeriğinde 4 adet duvar tutucu kulak, sızdırmazlık contası ve bağlantı ekipmanları mevcuttur.

DM SMALL SERIES

DM SMALL SERİSİ

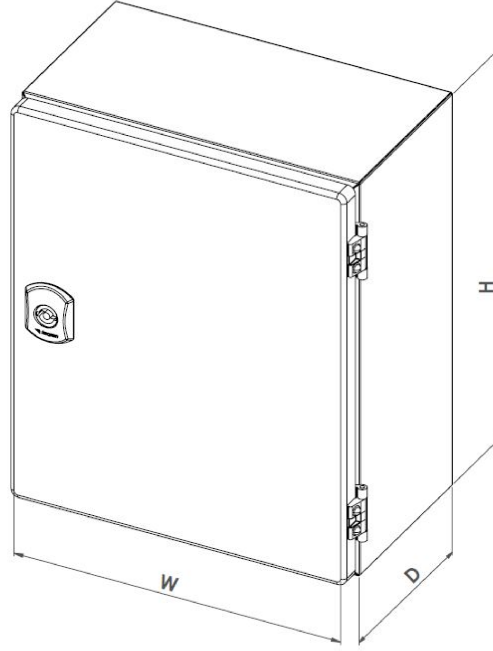











DM SMALL SERİSİ

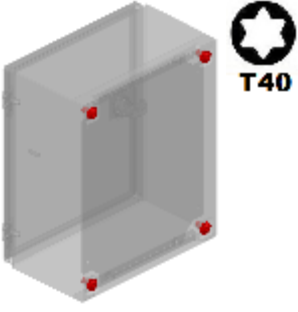
SIRA	Ref.No:	KORUMA DERECESESİ		SIRA	Ref.No:	ISI KAYBI
		IP	IK			HEAT LOSS (W) ($\Delta T=20K$)
1	DM 232.201	66	08	1	DM 232.201	10,7
2	DM 232.251	66	08	2	DM 232.251	12,1
3	DM 232.215	66	08	3	DM 232.215	14,6
4	DM 232.315	66	08	4	DM 232.315	15,2
5	DM 232.351	66	08	5	DM 232.351	16,1
6	DM 233.315	66	08	6	DM 233.315	16,7
7	DM 233.415	66	08	7	DM 233.415	22,3
8	DM 234.315	66	08	8	DM 234.315	23,5

DM SMALL SERIES

DM SMALL SERİSİ












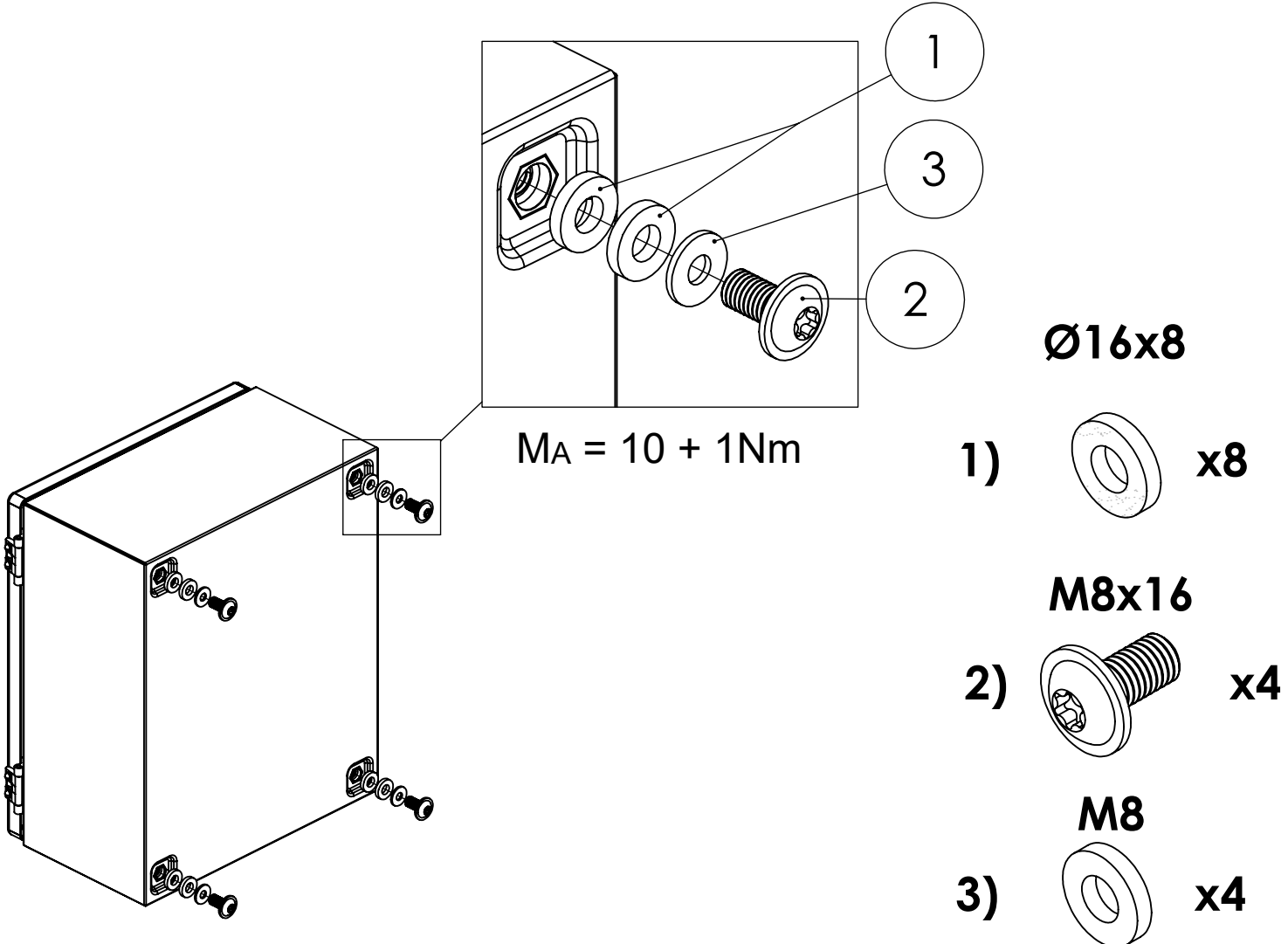
Ref.No:	Kullanım Kılavuzu <i>User Manuel</i>	M5x10	M6	M5	M6	Etiket Sticker	Ø16x8 Conta Gasket	M8x16	M8
									
DM 232.201	1	1	1	1	1	2	8	4	4
DM 232.251	1	1	1	1	1	2	8	4	4
DM 232.215	1	1	1	1	1	2	8	4	4
DM 232.315	1	1	1	1	1	2	8	4	4
DM 232.351	1	1	1	1	1	2	8	4	4
DM 233.315	1	1	1	1	1	2	8	4	4
DM 233.415	1	1	1	1	1	2	8	4	4
DM 234.315	1	1	1	1	1	2	8	4	4



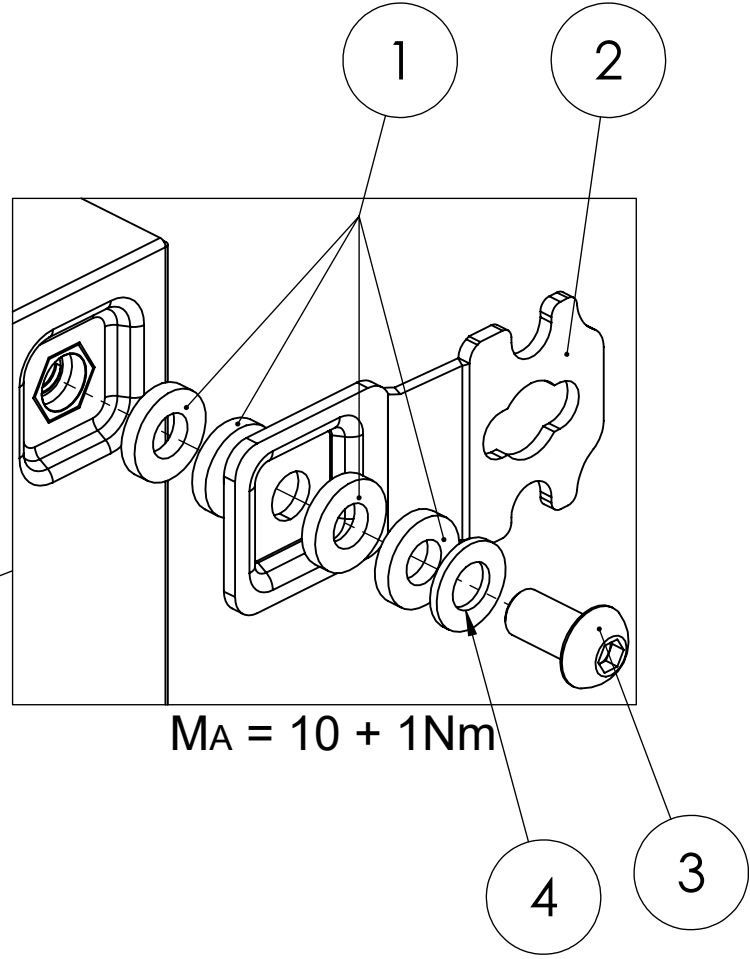
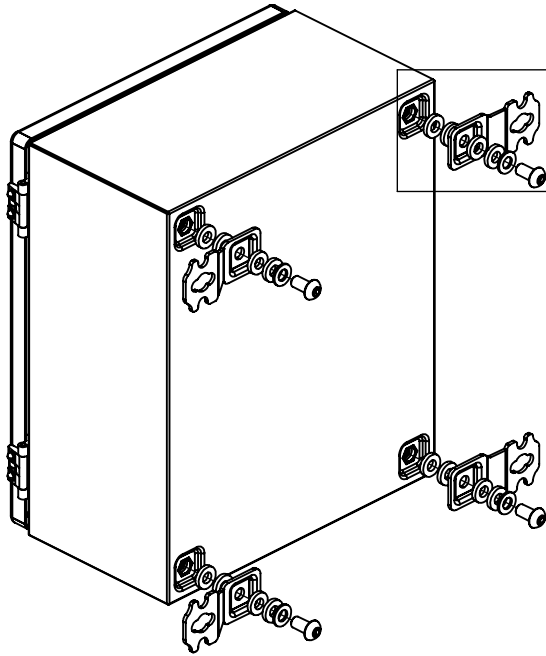
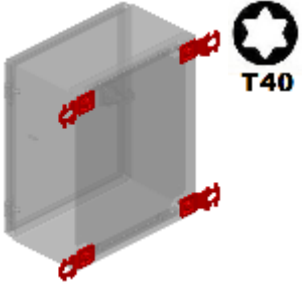
GASKET AND BOLT ASSEMBLY CONTA VE CIVATA MONTAJ

INNER PACKAGE CONTENT / İÇ PAKET İÇERİĞİ

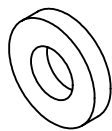
PCS.			PCS.		
	Ø 16x8 mm	8		M5x10	1
	M8x16	4		M6	1
	TYPE S Ø 5.2	1		M6	1
	Double Bit Key	1		Sticker/Etiket	2
	M8	4			




WALL BRACKET MOUNTING DUVAR TUTUCU MONTAJ

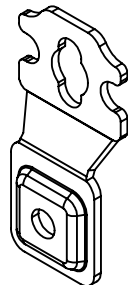


Ø16x8


1)  x16

M8x16


3)  x4

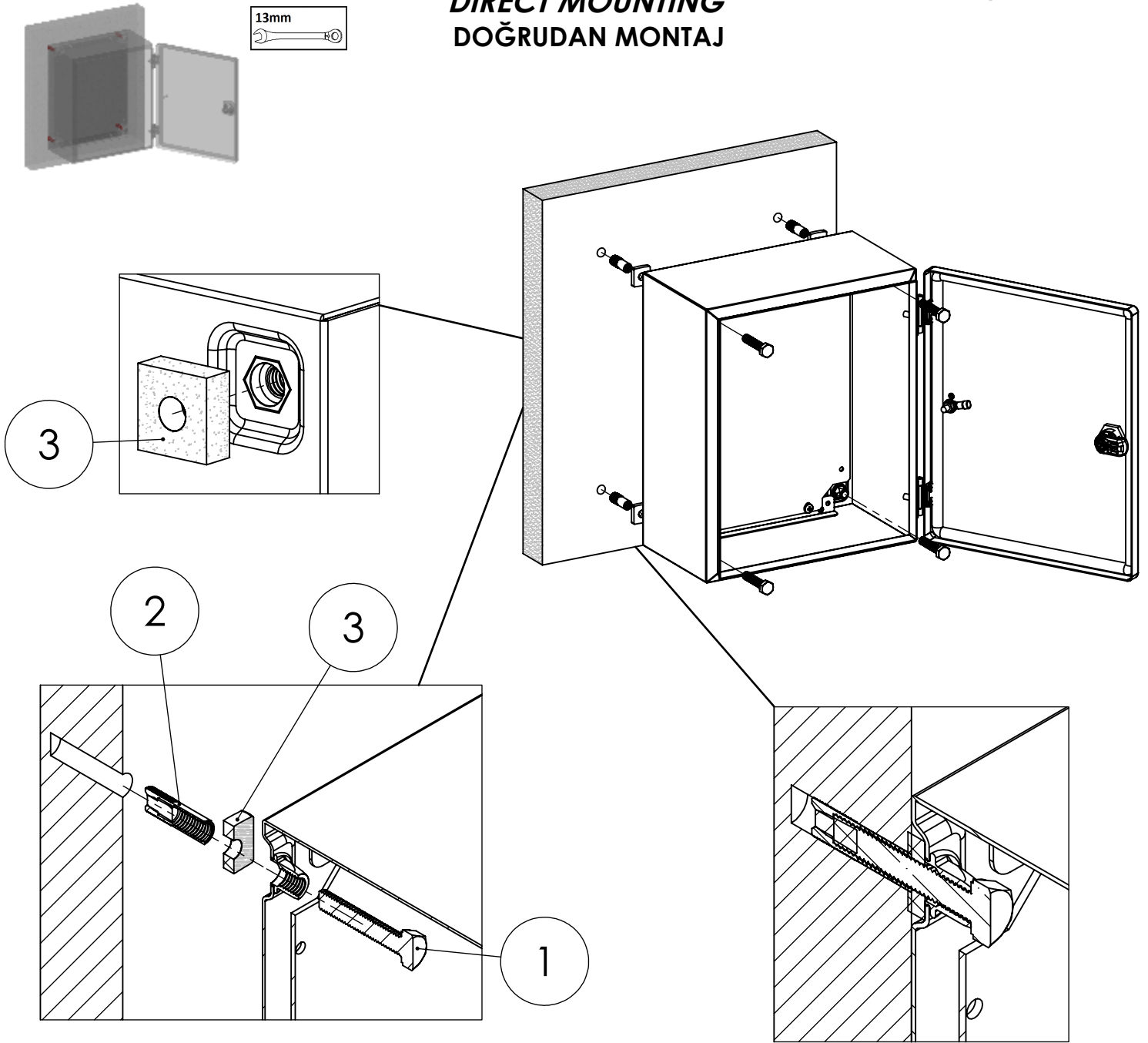
2)  x4

M8

4)  x4

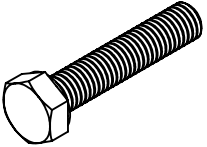
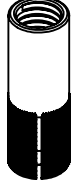
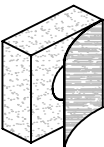
DIRECT MOUNTING
DOĞRUDAN MONTAJ

13mm


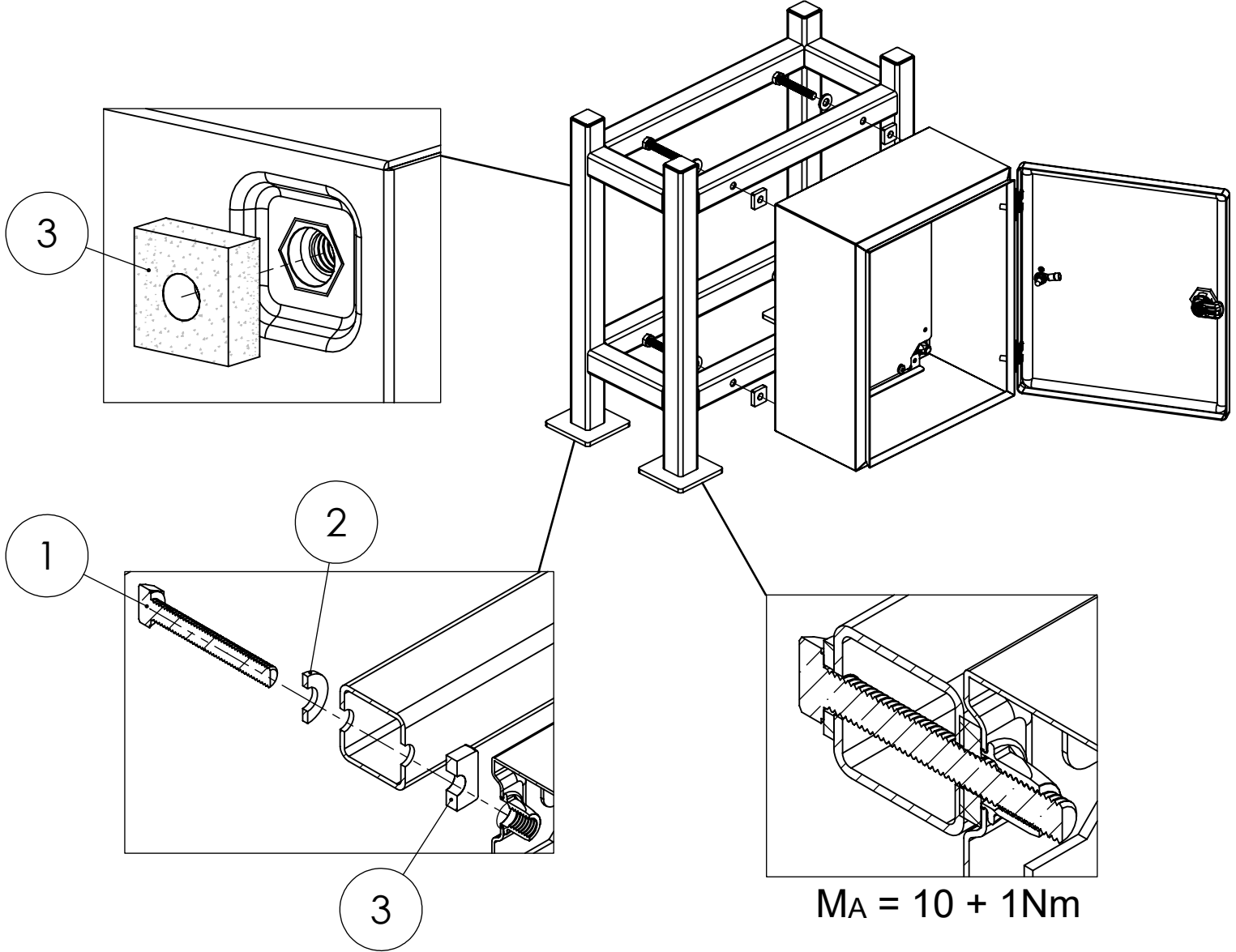
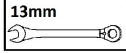
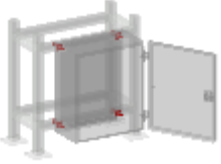


$MA = 10 + 1Nm$

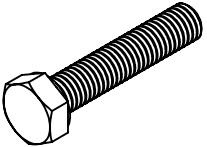
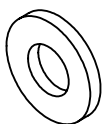
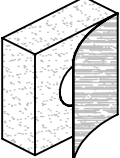
i **RECOMMENDED PARTS**

<p>1) M8</p>  <p>x4</p>	<p>2) M8</p>  <p>x4</p> <p>STEEL DOWEL</p>	<p>3)  x4</p> <p>971.400 Adhesive gasket</p>
--	--	---

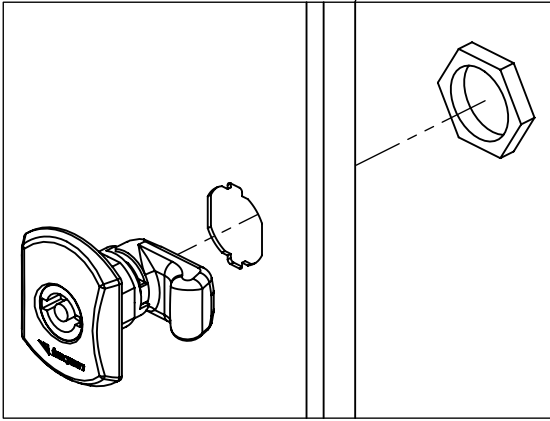
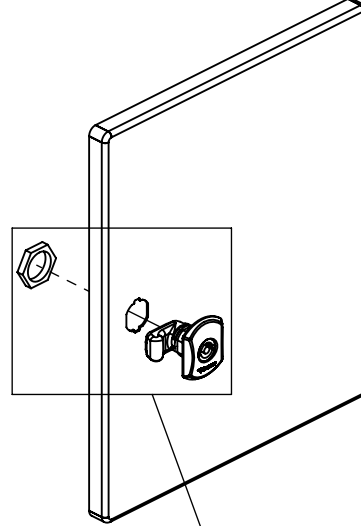
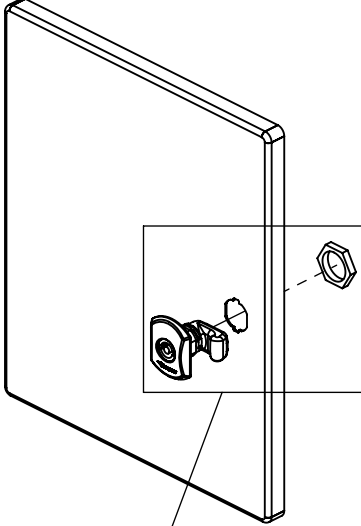
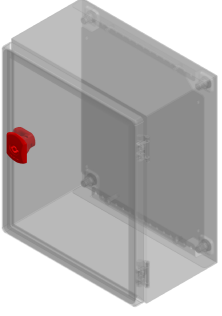

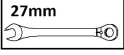
ASSEMBLY TO PROFILE CONSTRUCTION
PROFİL YAPIYA MONTAJ



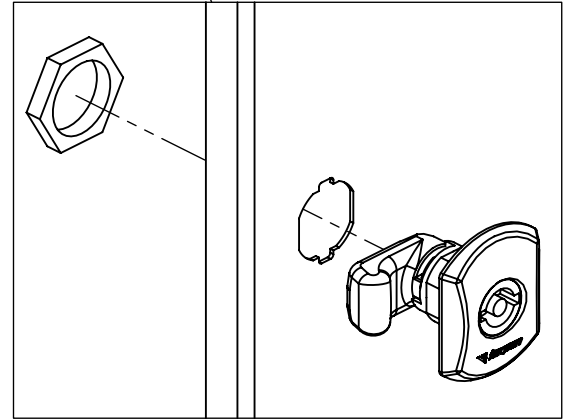
i RECOMMENDED PARTS

<p>M8</p> <p>1)  x4</p>	<p>M8</p> <p>2)  x4</p>	<p>3)  x4</p> <p>971.400 Adhesive gasket</p>
--	--	--

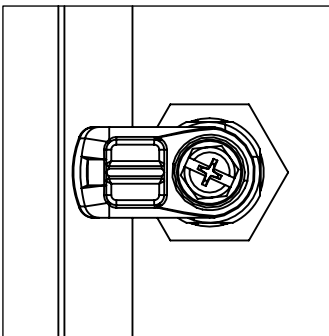
CHANGING THE DIRECTION OF THE LOCK
KİLİT YÖN DEĞİŞTİRME



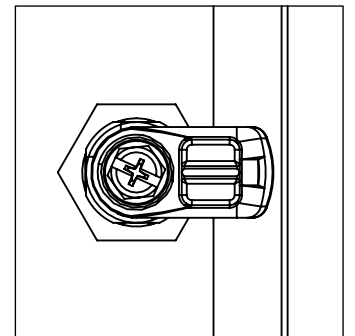
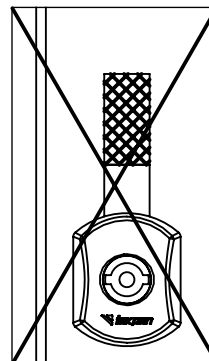
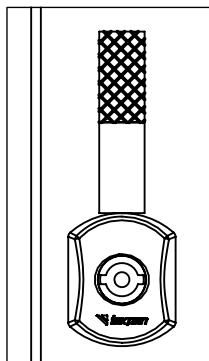
$MA = 5 + 1Nm$



$MA = 5 + 1Nm$

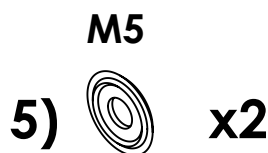
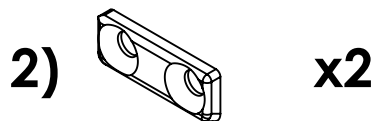
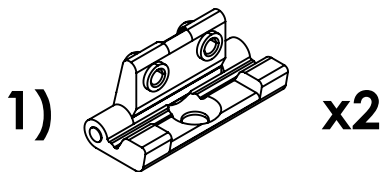
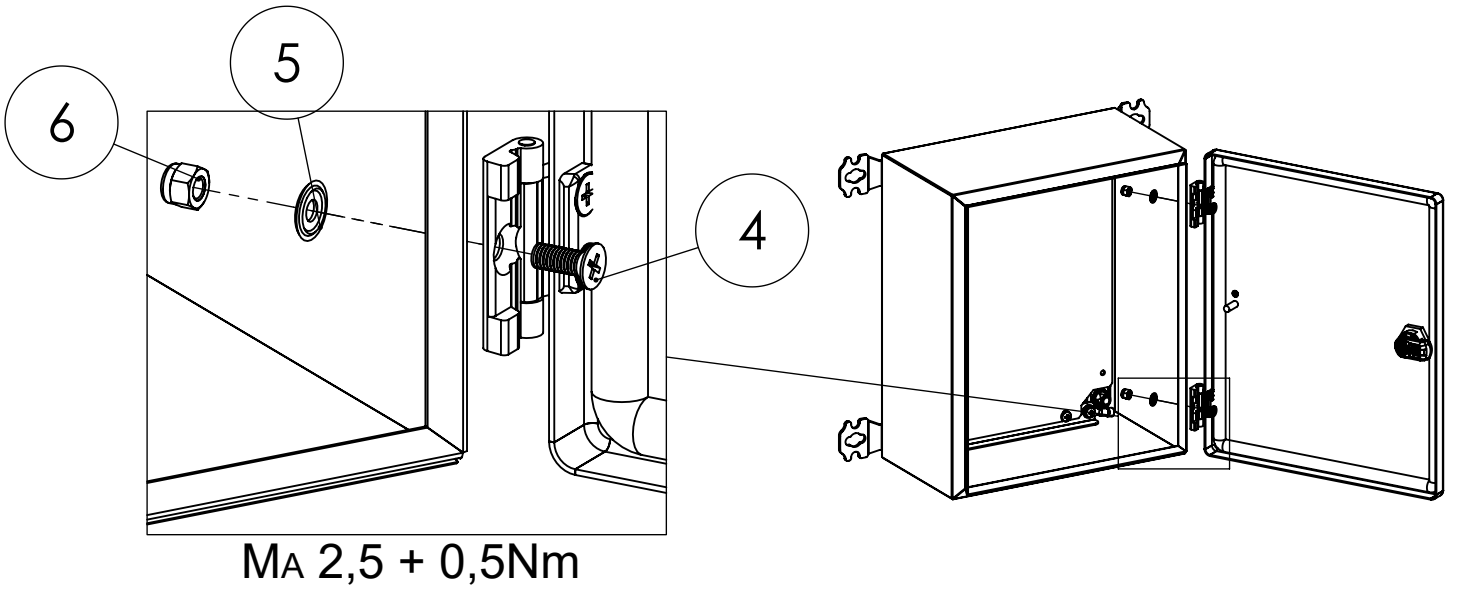
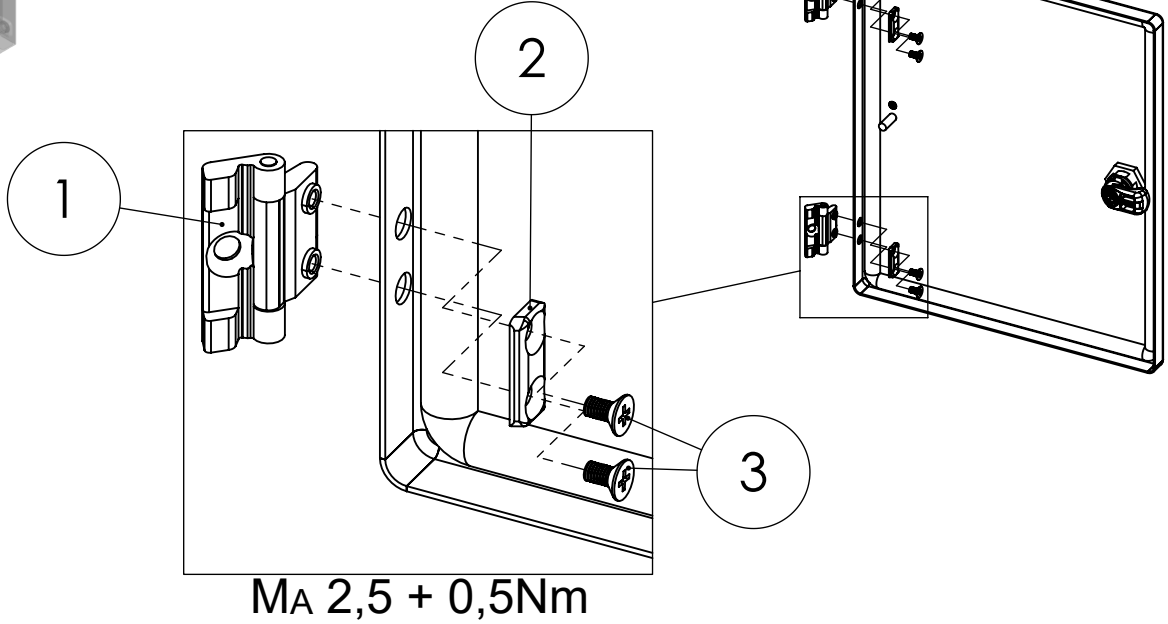
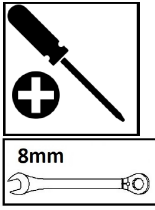
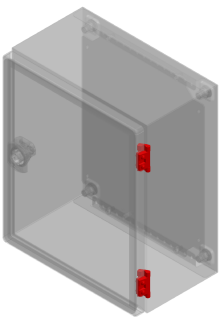


REAR VIEW OF THE LOCK
KİLİT ARKA GÖRÜNÜM

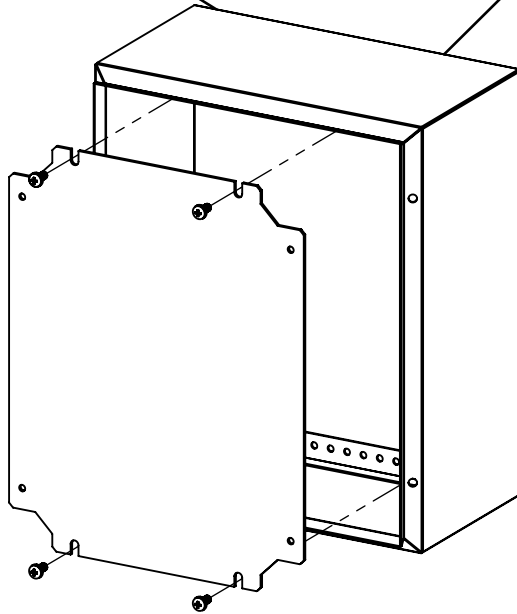
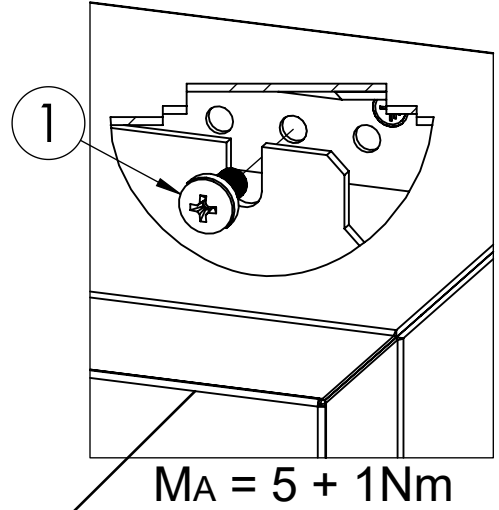
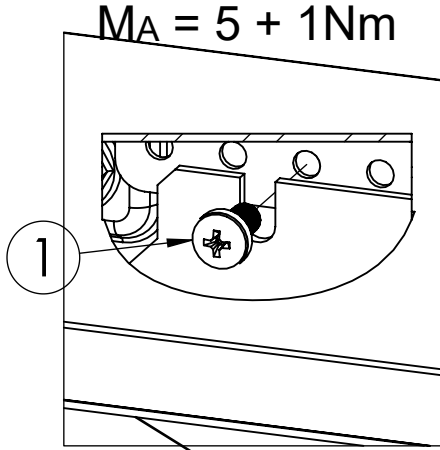
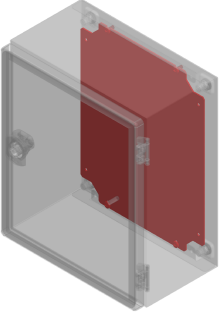


REAR VIEW OF THE LOCK
KİLİT ARKA GÖRÜNÜM

HINGE ASSEMBLY
MENTEŞE MONTAJ




MOUNTING PLATE ASSEMBLY
MONTAJ PLAKASI MONTAJ

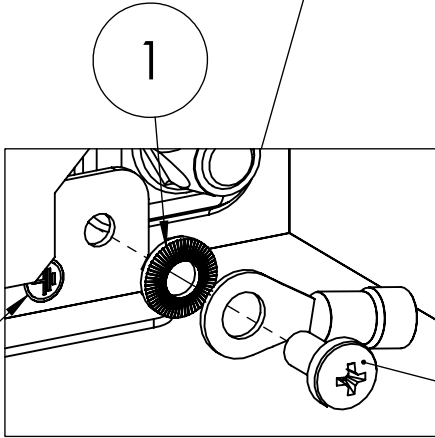
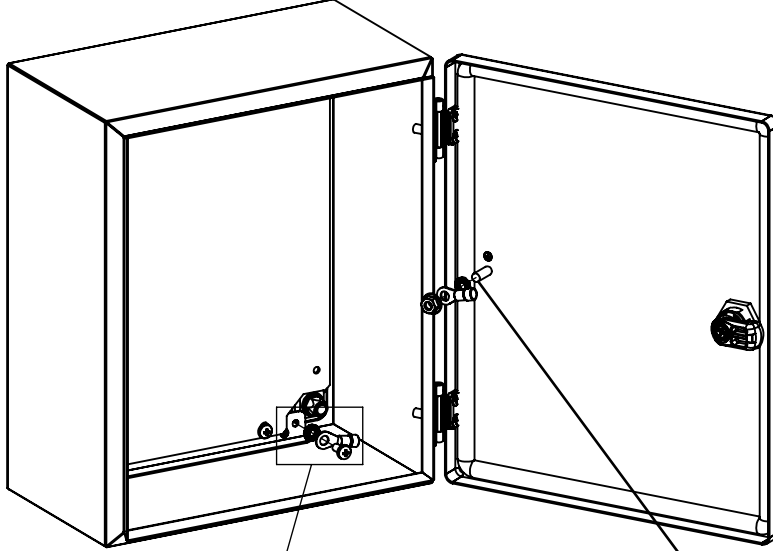
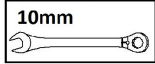



M5x10

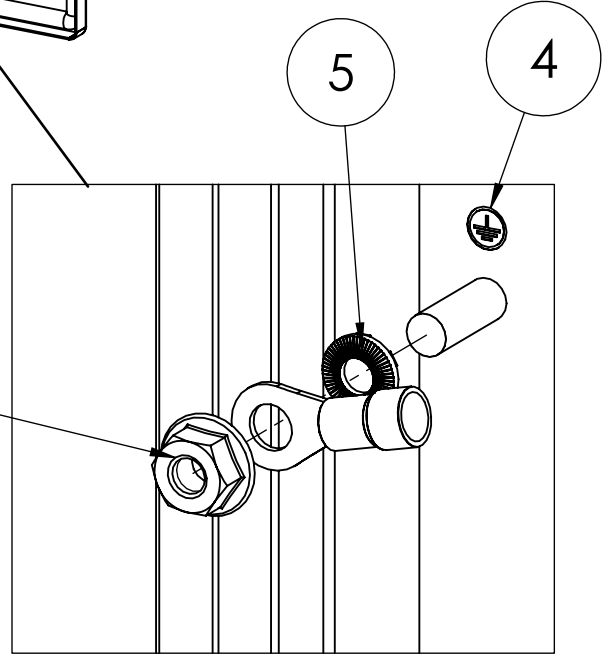
1)



EARTHING SYSTEM TOPRAKLAMA SİSTEMİ

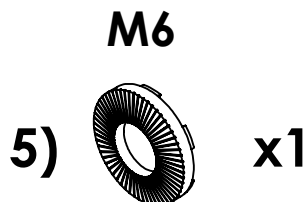
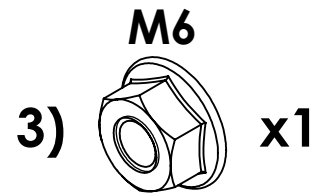
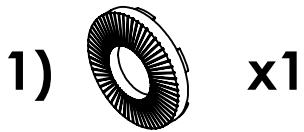


$MA = 5 + 1Nm$



$MA = 5 + 1Nm$

TYP S Ø5,2





TEKPAN INDUSTRIAL ENCLOSURES & CABINETS

Kemalpasa O.S.B 17.Sk.No:8 Ulucak

Kemalpaşa / Izmir - TURKEY

Phone : +90 232 877 18 77 - 877 13 46 / 47

Fax : +90 232 877 13 48

E-mail : info@tekpan.com.tr

Export Dept. : export@tekpan.com.tr