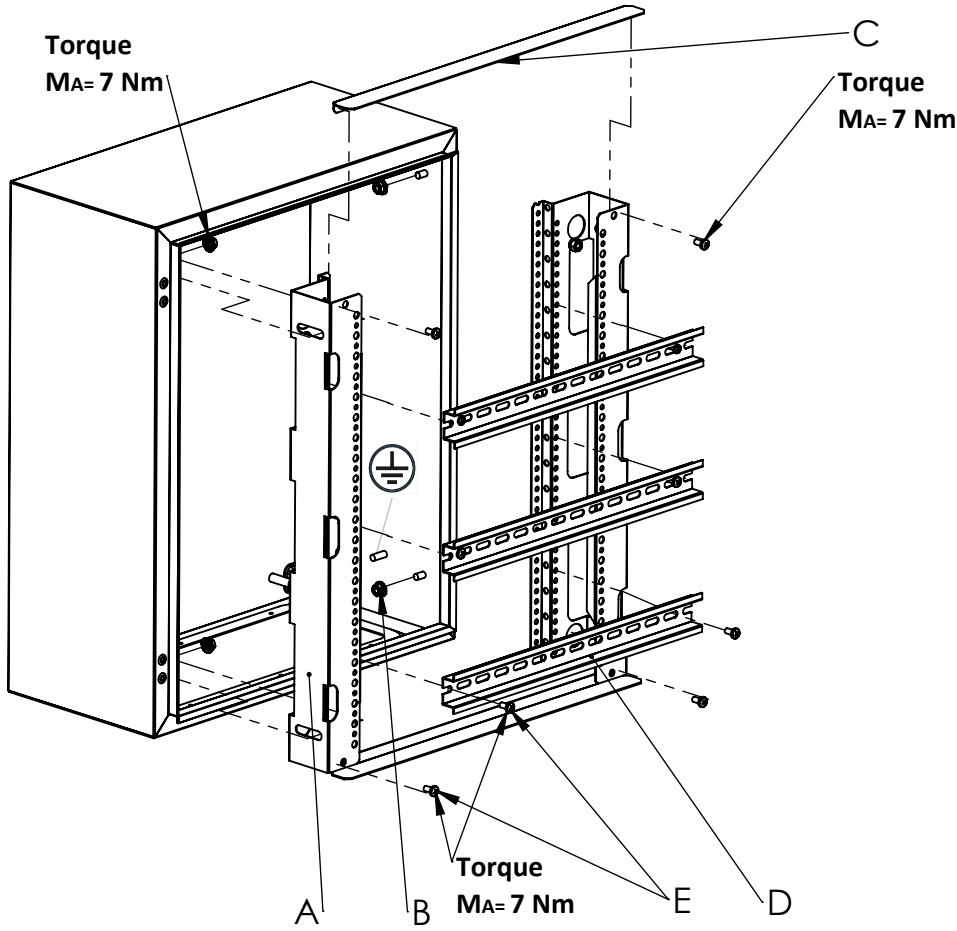





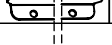






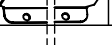
Internal Door For MCB. Otomat Boşaltmalı İç Kapak.





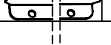






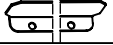
973.034 300Wx400 H
 973.044 400Wx400 H
 973.045 400Wx500 H
 973.046 400Wx600 H
 973.057 500Wx700 H
 973.068 600Wx800 H
 973.610 600Wx1000H
 973.612 600Wx1200H
 973.810 800Wx1000H
 973.812 800Wx1200H













973.034			
REF.	Pic.	REF.	Pic.
A	 2	D	 2
B	 4	E	 M5X10 8
C	 2		






973.044-973.045			
REF.	Pic.	REF.	Pic.
A	 2	D	 3
B	 4	E	 M5X10 10
C	 2		

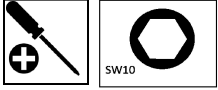
973.046			
REF.	Pic.	REF.	Pic.
A	 2	D	 4
B	 4	E	 M5X10 12
C	 2		

973.057			
REF.	Pic.	REF.	Pic.
A	 2	D	 5
B	 4	E	 M5X10 14
C	 2		

973.068			
REF.	Pic.	REF.	Pic.
A	 2	D	 6
B	 4	E	 M5X10 16
C	 2		

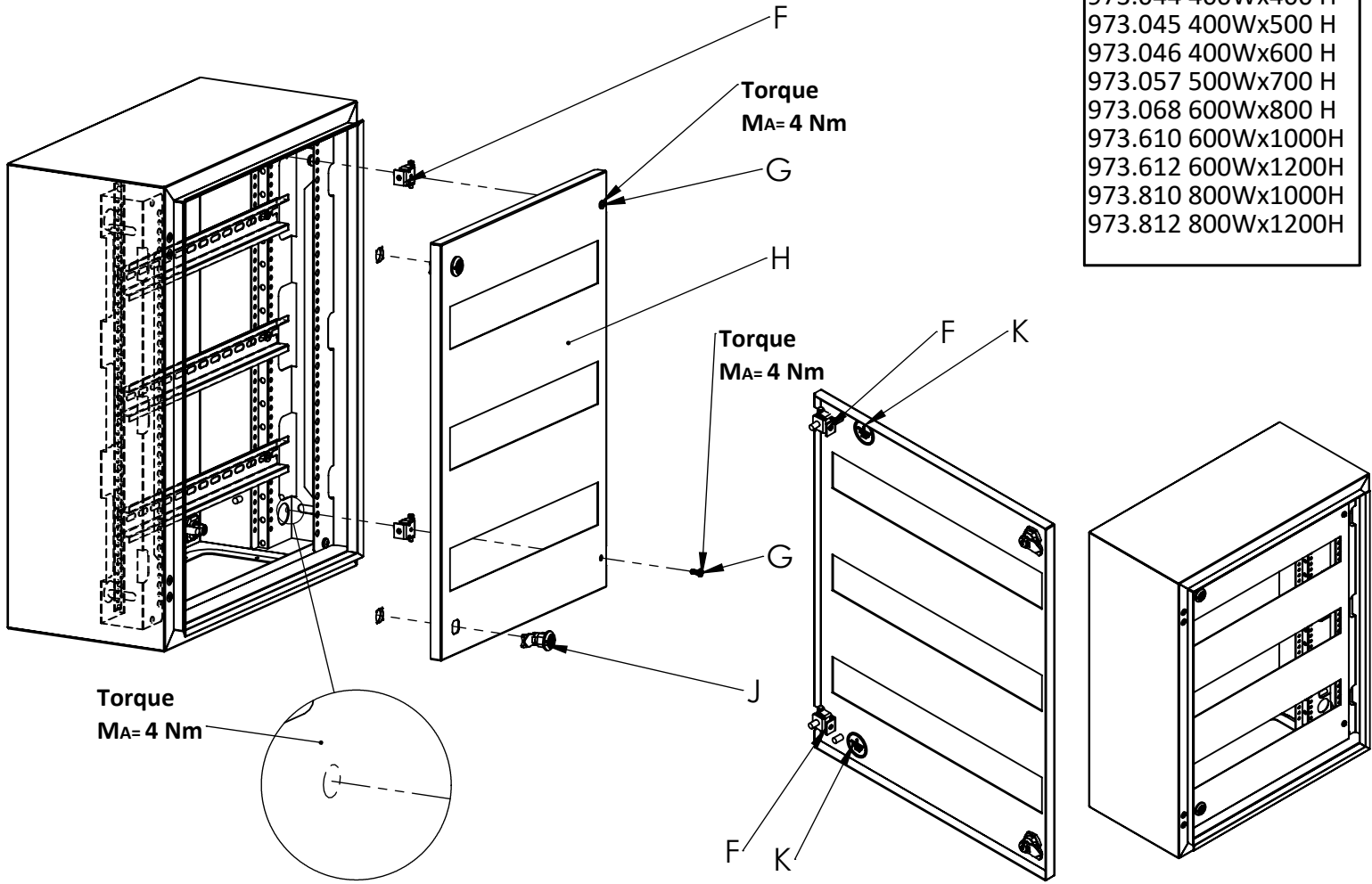
973.610 - 973.810			
REF.	Pic.	REF.	Pic.
A	 2	D	 7
B	 4	E	 M5X10 18
C	 2		







973.612 - 973.812			
REF.	Pic.	REF.	Pic.
A	 2	D	 8
B	 4	E	 M5X10 20
C	 2		















Internal Door For MCB. Otomat Boşaltmalı İç Kapak.







973.034 300Wx400 H
973.044 400Wx400 H
973.045 400Wx500 H
973.046 400Wx600 H
973.057 500Wx700 H
973.068 600Wx800 H
973.610 600Wx1000H
973.612 600Wx1200H
973.810 800Wx1000H
973.812 800Wx1200H















973.034			
REF.	Pic.	REF.	Pic.
F		H	
G		J	
K		L	

973.044 - 973.045			
REF.	Pic.	REF.	Pic.
F		H	
G		J	
K		L	

973.046			
REF.	Pic.	REF.	Pic.
F		H	
G		J	
K		L	

973.068			
REF.	Pic.	REF.	Pic.
F		H	
G		J	
K		L	

973.610 - 973.810			
REF.	Pic.	REF.	Pic.
F		H	
G		J	
K		L	

973.612 - 973.812			
REF.	Pic.	REF.	Pic.
F		H	
G		J	
K		L	

**Internal Door For MCB.
Otomat Boşaltmalı İç Kapak.**

PURPOSE OF USAGE

DM W automated, hinged inner cover is suitable for DM Series panels.

SAFETY INSTRUCTIONS

- *Observe all the specified tightening torques. If the specified tightening torques are not observed.
As long as, damage may occur after assembly.*
- *Ensure correct assembly of the inner cover parts to the panel.
make sure it is done.*
- *Make sure that the area where the base will be used is smooth and suitable.*
- *200 N surface load, static*

KULLANIM AMACI

DM W otomatlı, Menteşeli iç kapak DM Serisi panolar için kullanıma uygundur.

GÜVENLİK TALİMATI

- *Belirtilen tüm sıkma torklarına uyun. Belirtilen sıkma torklarına uyulmadığı sürece, montaj sonrası hasar oluşabilir.*
- *İç kapak parçalarının panoya montajının doğru şekilde yapıldığına emin olun.*
- *Bazanın kullanılacağı alanın düzgün ve elverişli olduğundan emin olun.*
- *İzin verilen maksimum statik yük 200N'dur.*